

Bright

Instruments

7010 MICROTOME



Bright

Instruments

7010 MICROTOME

INTRODUCTION

Bright Instruments is a UK company which has been established for 85 years manufacturing cryostats and microtomes. We are renowned for the high quality of our microtome products.

Developed to offer precise, repeatable sectioning of surgical biopsies for histopathological analysis, our Rotary Microtome plays an essential role in histology and pathology studies across the globe.

Our machines are recognised worldwide for their efficacy in sectioning very thin samples of paraffin wax embedded tissue. They are extremely stable and versatile, with adjustable blade & sample holders a key feature of the design.



Bright

Instruments

7010 MICROTOME

Precise and Repeatable

We are delighted with the design of the 7010 Rotary Microtome, the result of years of experience serving the needs of our customers.

- Precise cross roller bearings and screw rod, combined with a five-phase high-resolution stepper motor and a link block made from aviation quality aluminium, ensure a resilient machine and quality consistent tissue sectioning.
- Dual handwheel locking system protects the user during sample changeover.
- Knife holder capable of precise adjustments.
- Sample head can be adjusted in X & Y axis up to 8 degrees tilt, to perfectly position your sample
- Compatible with high and low profile blades.



Expert Product Design

- Intuitive 5-inch large touchscreen, operable with gloves.
- Visual pointer with visible angle adjustment delivers rapid and more precise positioning across one or multiple devices.
- Side sample feeding knob, making operation of the machine more comfortable.
- Optimal safety features include: knife guard, electronic brake and dual handwheel locking system to protect the user during sample changeover.
- Magnetic tray connectors allow for easy disassembly and cleaning.
- Large capacity, specially coated waste tray for easy and rapid cleaning.
- Information tracking via operation and alarm logs.



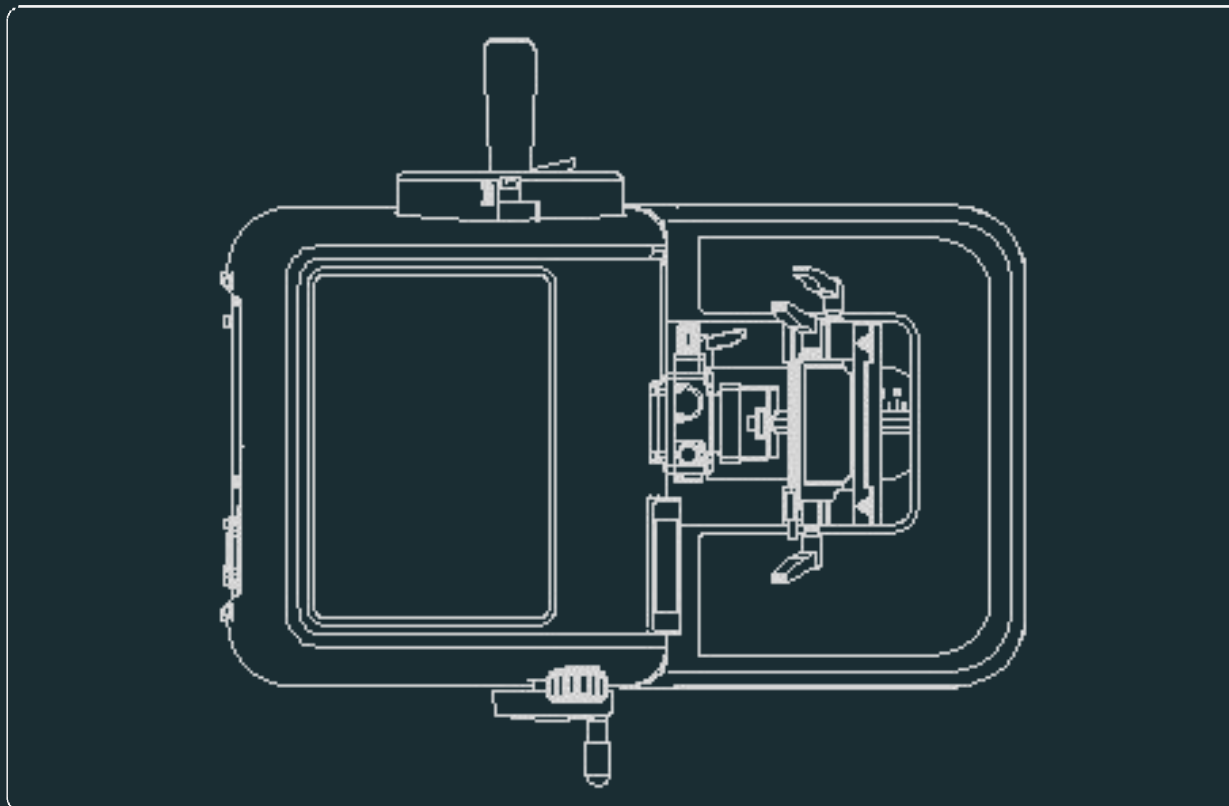
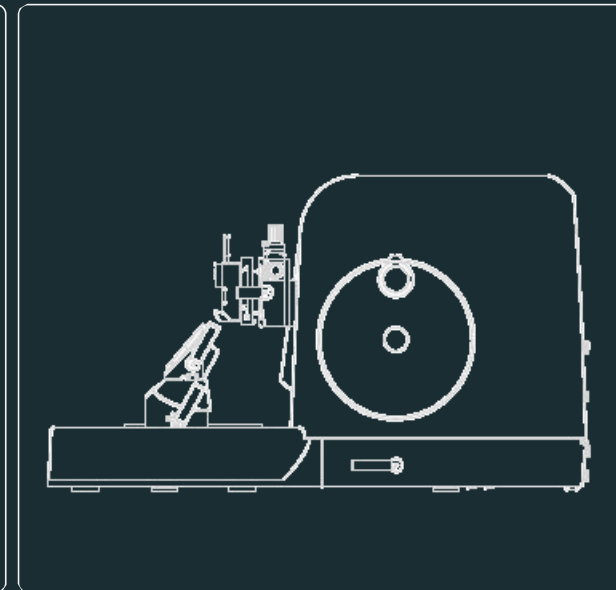
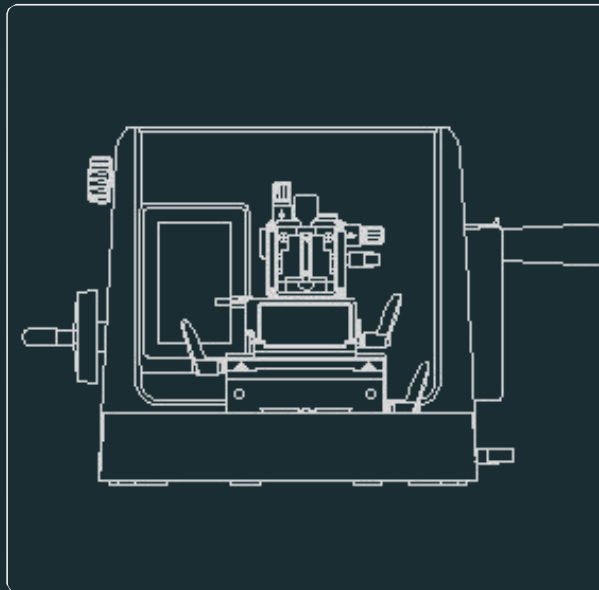
Main Structure

- 1 --- Parameter adjustment knob
- 2 --- Small handwheel
- 3 --- Intuitive 5" touchscreen
- 4 --- Handwheel
- 5 --- Visual sample angle gauge
- 6 --- Blade holder
- 7 --- Waste tray



MICROTOME SPECIFICATION

Section thickness range	0.5 - 100 μm
Trimming section thickness range	1- 800 μm
Electric coarse feed	0 - 1800 $\mu\text{m/s}$ adjustable
Specimen retraction	0 - 250 μm adjustable
Horizontal feed	28 mm
Vertical stroke	70mm
Specimen orientation	X/Y axis 8°
Maximum specimen size	55* 50* 30mm
WxDxH	470*553*305mm
Machine Weight	28KG
Rock mode	Y
Position memory function	Y





OTF 7010 MICROTOME

STANDARD CONFIGURATION

Holder assembly	Y
Universal clamp	Y
Tool set	Y
Easy clean section waste tray (large)	Y
User manual	Y
Power cable	Y
Dust cover	Y

ACCESSORIES

Universal clamp (7010-F3)

Standard clamp (7010-F4)

Blade holder assembly (7010-F7)

Blade holder upper bracket (7010-F9)

Easy-clean waste tray (7010-F10)

Replacement low profile microtome blades
using PLASMA technology (50241)



WolfLabs

Pricing on any accessories shown can be found by keying the part number into the search box on our website.

The specifications listed in this brochure are subject to change by the manufacturer and therefore cannot be guaranteed to be correct. If there are aspects of the specification that must be guaranteed, please provide these to our sales team so that details can be confirmed.

www.wolflabs.co.uk

Tel : 01759 301142

Fax : 01759 301143

sales@wolflabs.co.uk

Please contact us if this literature doesn't answer all your questions.